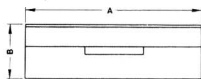
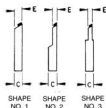



CENTERLESS GRINDER BLADES

for Thrufeed Work Rests

NO. 2 CENTERLESS, MODELS OM, OMV AND EA; NO. 3 CENTERLESS, MODEL EA
NO. 4 CENTERLESS, MODEL EA; CINCO 15 CENTERLESS, MODEL DE



WORK REST WHEEL WIDTH AND TYPE	MAX. WORK LENGTH	WORK DIAMETER RANGE	CARBIDE TIPPED	HIGH SPEED STEEL	SHAPE NO.	DIMENSIONS				
						A	B	C	E	
4" THRUFEED	7"	.060-.080	223-1	211284	3	13.75	3.625	.50	.050	
		.080-.100	223-2	211285	3	13.75	3.625	.50	.070	
		.100-.125	223-3	211286	3	13.75	3.625	.50	.090	
		.125-.250	223935	206864	3	13.75	3.625	.50	.100	
		.250-.500	223898	206855	3	13.75	3.500	.50	.218	
	500-1.50	223871	206299	2	13.75	3.500	.50	.468		
	1.50-3.00	223892	206865	1	13.75	3.000	.50	.500		
	13"	.125-.250	223895	206859	3	24.00	3.625	.50	.100	
		.250-.500	223870	206298	2	24.00	3.500	.50	.218	
		500-1.50	223870	206298	2	24.00	3.500	.50	.468	
1.50-3.00		223891	206875	1	24.00	3.000	.50	.500		
3.00-4.50		223871	206299	2	13.75	3.500	.50	.468		
4" LOW THRUFEED	7"	2.00-4.75	223871	206299	2	13.75	3.500	.50	.468	
	13"	2.00-4.75	223870	206298	2	24.00	3.500	.50	.468	
6" THRUFEED	7"	.060-.080	223-4	255853	3	15.25	3.625	.50	.050	
		.080-.100	223-5	255854	3	15.25	3.625	.50	.070	
		.100-.125	223-6	255855	3	15.25	3.625	.50	.090	
		.125-.250	223936	213127	3	15.25	3.625	.50	.100	
		.250-.500	223899	213126	3	15.25	3.500	.50	.218	
	500-1.50	223876	206872	2	16.50	3.500	.50	.468		
	1.50-3.00	223909	206870	1	16.50	3.000	.50	.500		
	13"	.125-.250	213000	3	24.00	3.625	.50	.100	
		.250-.500	223896	254953	3	24.00	3.500	.50	.218	
		500-1.50	223870	206298	2	24.00	3.500	.50	.468	
1.50-3.00		223891	206875	1	24.00	3.000	.50	.500		
3.00-4.75		223876	206872	2	16.50	3.500	.50	.468		
6" LOW THRUFEED	7"	2.00-4.75	223870	206298	2	24.00	3.500	.50	.468	
	13"	2.00-4.75	223870	206298	2	24.00	3.500	.50	.468	
8" THRUFEED	7"	.060-.080	223-7	255856	3	17.25	3.625	.50	.050	
		.080-.100	223-8	255857	3	17.25	3.625	.50	.070	
		.100-.125	223-9	255858	3	17.25	3.625	.50	.090	
		.125-.250	223937	206863	3	17.25	3.625	.50	.100	
		.250-.500	223900	206862	3	17.25	3.500	.50	.218	
	500-1.50	223876	206872	2	16.50	3.500	.50	.468		
	1.50-3.00	223909	206870	1	16.50	3.000	.50	.500		
	13"	.250-.500	223897	254954	3	24.00	3.500	.50	.218	
		500-1.50	223870	206298	2	24.00	3.500	.50	.468	
		1.50-3.00	223891	206875	1	24.00	3.000	.50	.500	
3.00-4.75		223876	206872	2	16.50	3.500	.50	.468		
4.75-7.50		223870	206298	2	24.00	3.500	.50	.468		
8" LOW THRUFEED	7"	2.00-4.75	223876	206872	2	16.50	3.500	.50	.468	
	13"	2.00-4.75	223870	206298	2	24.00	3.500	.50	.468	
10" THRUFEED	7"	.125-.250	255233	255245	3	19.25	3.625	.50	.090	
		.250-.500	255234	255246	3	19.25	3.500	.50	.218	
		500-1.50	255235	255247	2	19.25	3.500	.50	.468	
		1.50-3.00	255236	255248	1	19.25	3.000	.50	.500	
		3.00-4.50	255237	255249	3	30.00	3.500	.50	.218	
	500-1.50	255238	255250	2	30.00	3.500	.50	.468		
	1.50-3.00	255239	255251	1	30.00	3.000	.50	.500		
	8" HEAVY DUTY (NOS. 3 & 4 ONLY)	18"	2.00-5.00	223882	207747	1	30.00	5.000	.75	.750
			5.00-6.00	223879	207748	1	30.00	3.875	.75	.750

Blades listed on pages 3 & 4 are available in E dimension sizes .030, .040, .060, .187, .312.